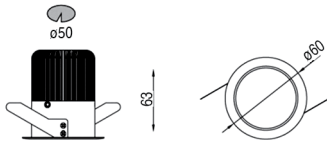
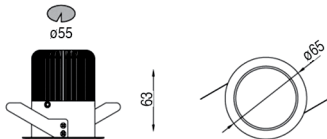


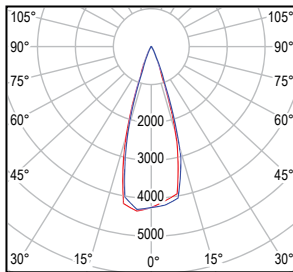
Model No. S1007/S1008



S1007



S1008



Beam angle



SPECIFICATIONS:

Installation: Recessed

Housing: Aluminum body in electrostatic white powder coat finish

Fixing Bracket: Galvanized steel

Reflector and Diffuser: Aluminum heat sink and ultra tempered clear glass with anti-glare optical reflector

Driver Multipower: Included. Power factor: >0.95
Maintenance of minimum luminous flux to 80%: 50000

SDCM/L80B10: <3 50,000 hrs

LED type
EPISTAR

Electrical: Meanwell, HEP, Fulham, Tridonic standard driver or optional with dimmable driver

Mounting: Recessed Adjustable

Optical flicker: Less than 1% upto 400Hz

Model No.	S1007	S1008
Lamps	LED	LED
Wattage	4W	7W
Lumen Output	520	910
CRI	≥90	≥90
CCT (K)	2700-6500	2700-6500
Power Factor	>0.9	>0.9
Power	110-240VAC	110-240VAC
Frequency	50/60Hz	50/60Hz

