

Model No. S1009/S1010/S1011/S1012/S1013



SPECIFICATIONS:

Installation: Recessed

Housing: Aluminum body in electrostatic white powder coat finish

Fixing Bracket: Galvanized steel

Reflector and Diffuser: Aluminum heat sink and ultra tempered clear glass with anti-glare optical reflector

Driver Multipower: Included. Power factor: >0.95
Maintenance of minimum luminous flux to 80%: 50000

Optional: Opal diffuser available

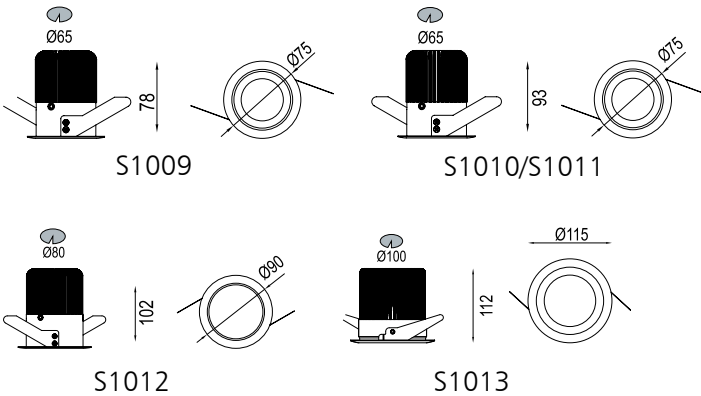
SDCM/L80B10: <3 50,000 hrs

LED type
EPISTAR

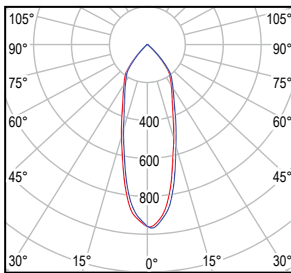
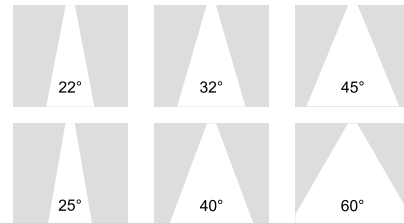
Electrical: Meanwell, HEP, Fulham, Tridonic standard driver or optional with dimmable driver

Mounting: Recessed Fixed

Optical flicker: Less than 1% upto 400Hz



Beam angle



Model No.	S1009	S1010	S1011	S1012	S1013
Lamps	LED	LED	LED	LED	LED
Wattage	8W	12W	15W	22W	32W
Lumen Output	1040	1560	1950	2860	4160
CRI	≥90	≥90	≥90	≥90	≥90
CCT (K)	2700-6500	2700-6500	2700-6500	2700-6500	2700-6500
Power Factor	>0.9	>0.9	>0.9	>0.9	>0.9
Power	220-240VAC	220-240VAC	220-240VAC	220-240VAC	220-240VAC
Frequency	50/60Hz	50/60Hz	50/60Hz	50/60Hz	50/60Hz

